

SANSKAR SCHOOL

GRADE- IV

Assignment 34

Date: Thursday, 25th February 2021

ENGLISH:

Passage

Read the following passage carefully and then answer the questions given below, in your own words.

Baloo the Bear, taught Mowgli the man cub everything he needed to know about the jungle. Mowgli knew how to tell if a branch was rotten before climbing on it. He knew how to speak politely to the wild bees if he came upon a hive. He knew how to warn the water snakes in the pools before taking a dip.

Then there were the hunting calls. Mowgli had to learn to call all the creatures, so he could call them if he needed their help. Each creature had a different call and Mowgli had to learn all of them.

Sometimes, Bagheera, the black panther, came to see how Mowgli was getting on. He would lie along a branch, purring gently, watching and listening.

'I've been teaching him the hunting calls this morning, said Baloo.

'I should like to hear them,' said Bagheera.

'Mowgli,' said Baloo in a gentle voice. 'Let Bagheera hear the calls that I taught you this morning.'

Mowgli's face lit up. He loved showing off. 'Calls for which creatures?' he asked. 'The jungle has many tongues. I know them all.'

'Very well, then,' laughed Bagheera. 'Tell me how you would call the kite.'

Without having to think about it, Mowgli put his hands around his mouth. A long clear sound came from his lips.

'Very good!' said Bagheera.

'Now, how about a snake?'

Mowgli gave a low piercing hiss. Then he kicked his feet up and clapped his hands. He jumped onto Bagheera's back and sat drumming his heels against the glossy black skin.

1. Answer the following questions.

- Who taught Mowgli everything he needed to know about the jungle?
- Mention one of the important things he learnt. Explain why it was important.
- Mention the person or animal who used to watch and listen to Mowgli. Did he appreciate the calls made by Mowgli?
- After imitating the snake's hiss what did Mowgli do? What does the action tell you about both of them?

MATHS:


TD Theme – How We Express Ourselves

Formative Assessment

Conceptual Understanding – Fractions are the way of representing a whole-part relationship.

Fractions are numbers that aren't whole and mean just like they sound: a fraction, or a part of something bigger. We always use fractions as a Mathematical term now let's do some fun with fractions.

FRACTION BIRD



Look at the picture given above which is showing creative use of different parts of fractions.

Task 1 – Use your creative thinking skills and express your innovative ideas as a model or drawing through different parts of fraction.

(Hint – Fraction Peacock, Pizza or any other shape of your choice)











Task 2 – Reflect your understanding about the whole working and the key concepts, skills and learner profile you think you have developed while doing your formative Assessment.

Reflection

T. D. Theme – How We Express Ourselves

Formative Assessment

Rubrics

Prestructural	Unistructural	Multistructural	Relational	Extended abstract
				
Learning outcomes show unconnected information and no organisation.	Learning outcomes show simple connections but importance is not noted.	Learning outcomes show connections are made but significance to overall meaning is missing.	Learning outcomes show connections are made and parts are synthesised with the overall meaning.	Learning outcomes go beyond the subject and make links to other concepts – generalising, predicting, evaluating.
No idea	One idea	Many ideas	Related ideas	Extended ideas
				

HINDI:

पाठ्य पुस्तक में पृष्ठ संख्या 31-32 पर प्रदत्त कहानी 'तुषार की ईमानदारी' पढ़कर शुक्रवार को लिखित मूल्यांकन हेतु याद करिए।

UOI:


FORMATIVE ASSESSMENT -2

TASK – READ THE OPTIONS GIVEN IN THE CHOICE BOARD AND SELECT ONE TO ATTEMPT.

CONCEPTUAL UNDERSTANDING- DIFFERENT WAYS OF EXPRESSIONS IMPACT US

<p>WRITE A HUMOROUS POEM ABOUT YOUR FRIEND OR SIBLING</p>	<p>CHOOSE ANY FAVORITE BOOK AND MAKE A BOOK REPORT SANDWICH</p> <p>HTTPS://WWW.123HOMESCHOOL4ME.COM/SANDWICH-BOOK-REPORT-FREE-PRINTABLE/ (SAMPLES TO REFER)</p>
<p>SELECT ANY INSPIRING ROLE MODEL(AUTHOR/POET) AND RESEARCH TO PRESENT YOUR FINDINGS.</p>	<p>CREATE A COMIC STRIP/ STORY THAT RETELLS THE STORY IN YOUR OWN WORDS. MAKE SURE IT INCLUDES SETTING, CHARACTERS , PROBLEM AND SOLUTION WITH A MORAL.</p>
<p>WRITE A RHYMING POEM/ JINGLE ON YOUR SCHOOL.</p>	

PEER FEEDBACK



TEACHER FEEDBACK -

ART:

Task: Pattern Making Activity Learner will use different patterns to complete the drawing using sketch pens.

Art book page no. 7

For reference picture is given below.



Pattern making activity

Use the different patterns to complete the drawing using sketch pens as shown.
Also colour the face of the girl.



Teacher's Remarks

P.E.:

Watch the video to learn some fitness exercises.

<https://youtu.be/XTLZsJMzC08>

DANCE:

Theme: - **How we express ourselves**

Task: - **Present a theme-based dance and reflect on expressions you used in it in 5 lines.**

Checklist: -

- ✓ Good reflection.
- ✓ Good presentation.
- ✓ Good communicator.